



PCSE Guide for ICBs
How to submit monthly NHS Pensions
contributions for Solo GPs

Version 1.1 28th July 2022



Primary Care Support England

Introduction

ICBs need to submit monthly Solo spreadsheets to PCSE for all GP Clinical Leads and Board Members who work for them under a contract for service. GPs must not be asked to complete Locum forms to pay their Pension contributions for this work.

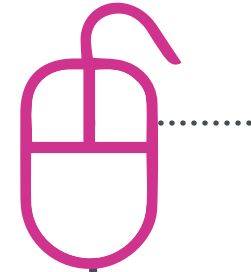
In this guide, we will cover:

- o **Make the payment to NHS Pensions**
- o **Complete the Solo CSV to record contributions paid**
- o **Upload the CSV to PCSE Online**
- o **How to check previous uploads**
- o **Confirmation from PCSE**
- o **Accessing PCSE Online / Unable to use PCSE Online**



Contents

If there is a specific section in this guide that you would like to see, please **click** one of the icons below to be taken straight to that section.



.....
Make the payment to NHS Pensions

.....
Complete the Solo CSV to record contributions paid

.....
Upload the CSV to PCSE Online

.....
Confirmation from PCSE

.....
How to / unable to access PCSE Online

.....
Further support
○



Make the payment to NHS Pensions

The ICB must pay the total amount of employee and employer pension contributions due for their Clinical Leads and Board Members on a contract for service to NHS Pensions using the RFT1 process.

Please see the [RFT1 Guide](#) on NHS Pensions website.

Guidance on how to treat employed and self-employed GPs within an ICB can be found in the NHS Pension Scheme guide* on the NHS Pensions website [here](#)

*NHS Pensions are in the process of updating the guide to change CCG to ICB.



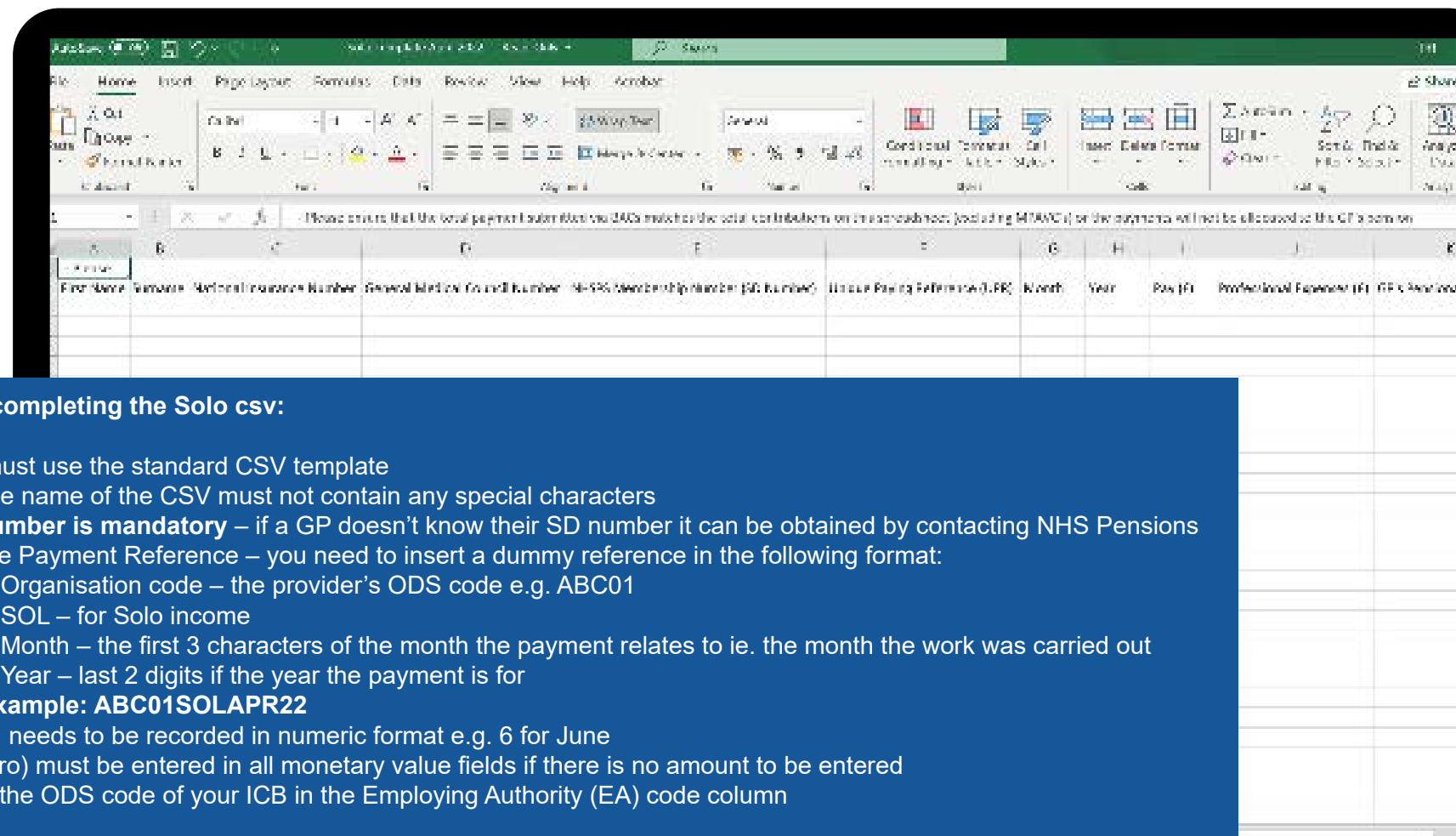


Complete the Solo CSV to record contributions paid

Complete the standard PCSE Solo CSV template to show the breakdown of the contributions that make up the payment you have made to NHS Pensions:

- All columns in the CSV must be completed with the correct data for the contributions to be processed

Download monthly spreadsheet:





Upload the CSV to PCSE Online

To upload the CSV file into PCSE Online, you will need to:

- **Log into PCSE Online** (with the **GPP – dCOM Solo & Locum Admin** PCSE Online user role to upload the Solo CSV. The organisation's User Administrator can assign this role to any user)
- **Click GP Pensions and Payments**
- **Click SOLO work**
- **Then click SOLO Upload**

You will now see the screen to the right.

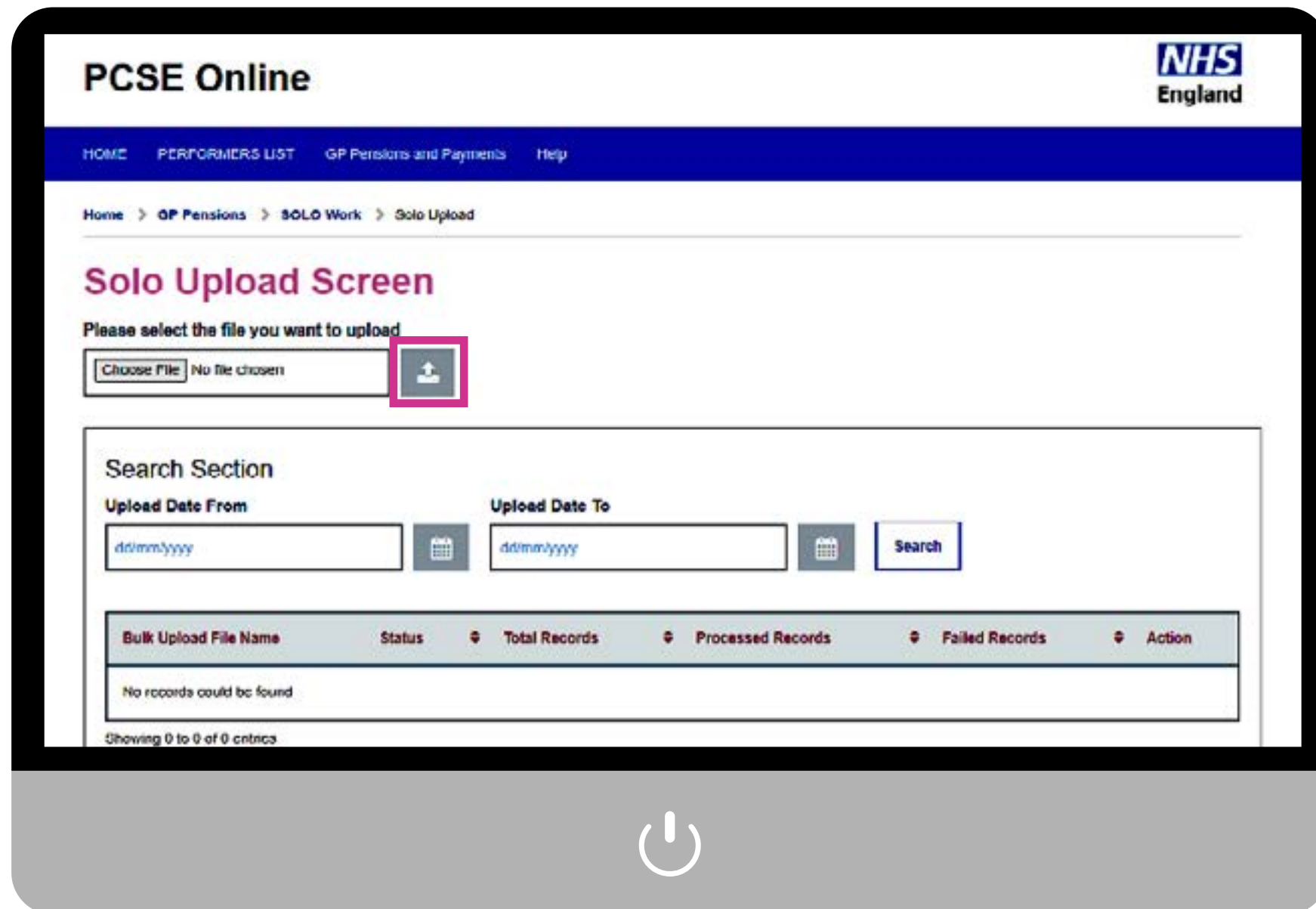
Click **Choose File** and select the CSV file you want to upload from your local drive then click the **Upload icon**.

Enter the upload date and click **search**.

Failed Records

If there is any missing data on the CSV or any data is in the incorrect format, you will see an error message on screen indicating that the upload has not been successful.

Create a new CSV containing the failed records only, correct the data and upload.

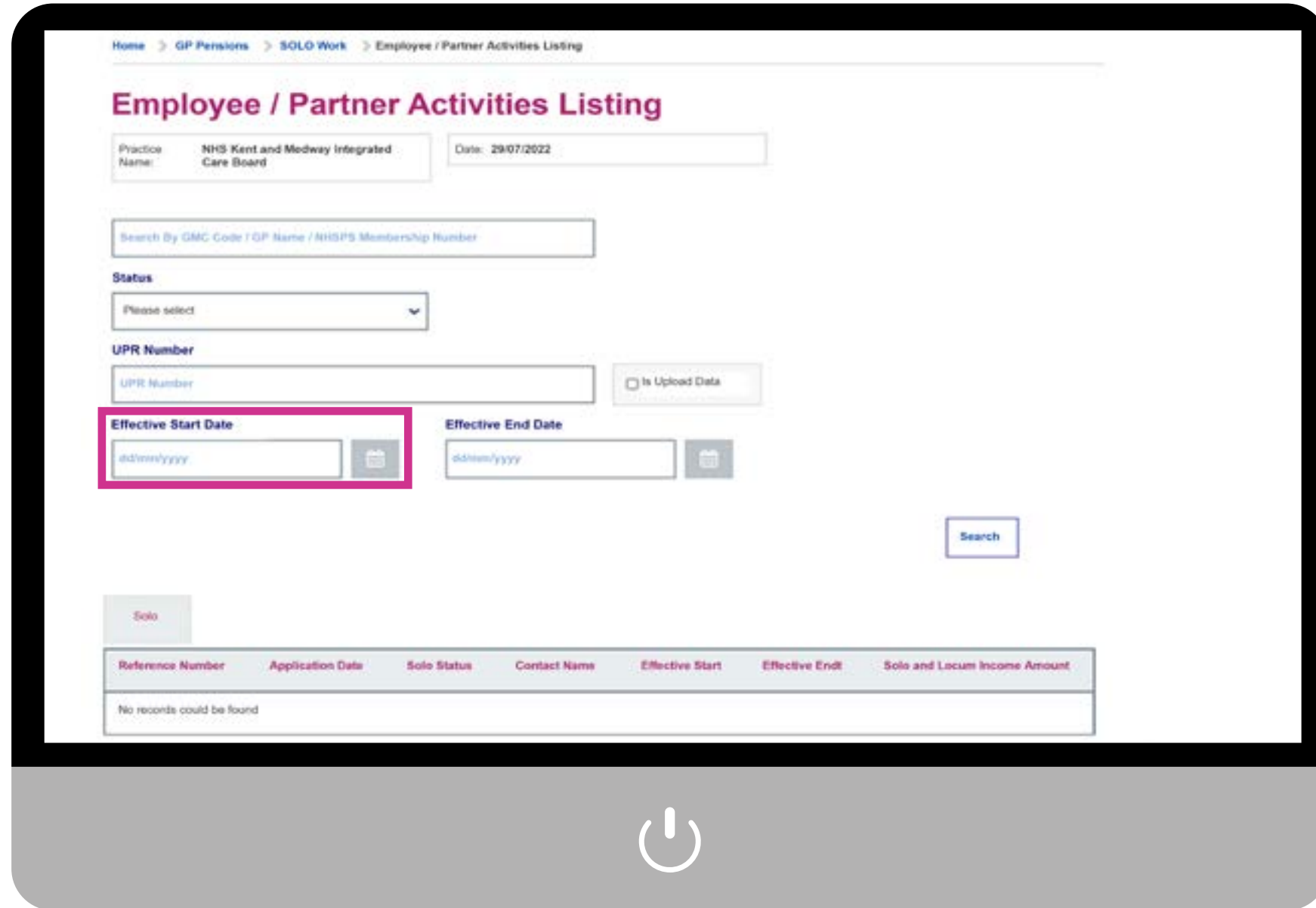




How to check previous uploads

You can check that your upload has been successful by clicking the **Solo Application Listing button**. You will find this next to the **SOLO Upload button** on the previous screen in PCSE Online.

You can return CSVs you have uploaded by entering a date in the 'effective start date' and click **search** - as seen in the screen to the right.





Confirmation from PCSE

Once you the Solo CSV has been uploaded, the data will be processed by the system* and the Contributions Statements of the Pension Scheme Members will be updated.

Pension Scheme Members can check their Employee Contributions Statement by logging into PCSE Online.

*New functionality is being developed to fully automate the Solo process, so the GP's records are updated immediately. In the interim, PCSE will need to complete a manual processing step so there will be a time lag in the GP's record being updated.

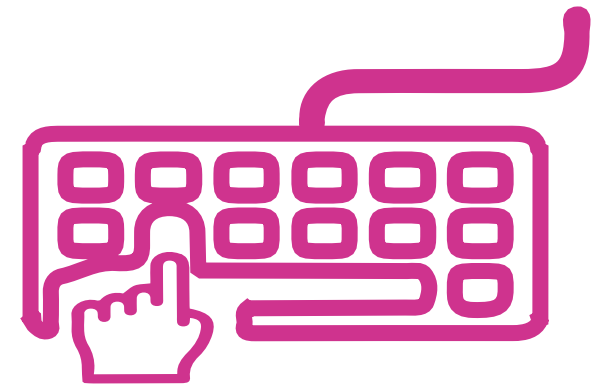




How to access PCSE Online

You need the **GPP – dCOM Solo & Locum Admin** role on your PCSE Online account to upload the Solo CSV to PCSE Online.

If you cannot see the Solo button or are unable to access PCSE Online, your organisation's user administrator can resolve this by assigning the necessary role to you.





Primary Care Support England

Contact Us

For further support and information, please visit our website:



PCSE Website

www.pcse.england.nhs.uk

To visit PCSE Online:

PCSE Online

For queries relating to a particular service, please use our:



Online Enquiries Form

<https://pcse.england.nhs.uk/contact-us/>

Or alternatively, you can call our:



Customer Support Centre

0333 014 2884



Go back to the contents page